



North America

Programmed System Technique (PST)
Clearcoat
10/16/2020

2100 LV 2K Clear

Wanda 2100 LV 2K Clear is a low VOC clearcoat for use over Wanda basecoats. 2100 LV 2K Clear delivers outstanding results in an easy to mix 2:1 ratio. This clearcoat performs in a wide variety of conditions with excellent gloss and easy detailing.



Safety Considerations

- Use suitable personal protection.
- When exposed to paint or solvents AkzoNobel recommends the use of a fresh air supply respirator.



Surface Preparation

- Wanda basecoats
 - After the TDS indicated flash time before application.
- Existing clearcoat
 - Thoroughly abraded with P1000 dry or a gray scuff pad.



BY VOLUME

Mix

2
1

By Volume

- Parts Wanda 2100 LV 2K Clear
- Part Wanda 2100 LV Activator (Fast, Medium, or Slow)



Spray-Gun Set-Up:

- 1.3 – 1.5mm HVLP Gravity
- 1.3 – 1.5mm Compliant

Application Air Pressure:

- HVLP – 10 psi (<0.7 bar) at cap maximum.
- Consult manufacturer specifications.



Application

- 2 x 1 Coats (2 single wet coats)



Flash Between Coats at 70°F (21°C)

- 10 – 15 minutes

Flash at 70°F (21°C) Before Force Drying

- 10 minutes




Air Drying at 70°F (21°C)

- Dry to Handle in 12-24 hours

Force Drying at 140°F (60°C)

- Dry to Handle in 20-30 minutes

✓ *Dependent on activator selection, film weight, and air flow.*



Recoatable with:

- May be recoated after a full drying cycle.
 - After dry, the surface must be abraded before recoating.

Read the complete TDS and the product Safety Data Sheet (SDS) for detailed product information.



2100 LV 2K Clear

FOR PROFESSIONAL USE WITH SUITABLE HSE EQUIPMENT

Description

Wanda 2100 LV 2K Clear is a low VOC clearcoat for use over Wanda Basecoat. 2100 LV 2K Clear offers excellent results with an easy to mix 2:1 ratio. This clearcoat performs in a wide variety of conditions with excellent gloss and easy detailing.

Product Assortment



Product

- Wanda 2100 LV 2K Clear
- Wanda 2100 LV Activator Fast
- Wanda 2100 LV Activator Medium
- Wanda 2100 LV Activator Slow

Item

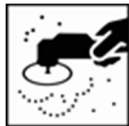
- Item #585286 (5 L)
- Item #585290 (2.5 L)
- Item #585288 (2.5 L)
- Item #585287 (2.5 L)

Shelf Life

- 3 Years
- 3 Years
- 3 Years
- 3 Years

Stock unopened or used products in approved closed containers with proper labeling. Store in moderate temperatures between 40°F - 95°F (5°C – 35°C). Avoid too much temperature fluctuation. Optimum storage temperature is approximately 70°F (21°C).

Surface Preparation



- Refinish Basecoat ○ Wait until the basecoat instructions indicated flash time before clear application.
- Existing Clearcoat ○ Thoroughly abraded with P1000 dry or a gray scuff pad
○ Use suitable surface cleaners and technique to ensure a clean surface.

Mixing




BY VOLUME

Mix
2
1

Standard Mix

- Parts Wanda 2100 LV 2K Clear
- Part Wanda 2100 LV 2K Clear Activator (Fast, Medium, or Slow)

Pot-Life When Mixed



Product Mix

- Wanda 2100 LV 2K Clear (Fast or Medium)
- Wanda 2100 LV 2K Clear (Slow)

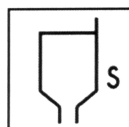
At 70°F (21°C)

– 2 hours

– 3 hours

✓ A shorter pot-life can be expected in higher temperatures.

Viscosity – Ready to Spray



18-20
Seconds

- Measured with a Zahn #2 viscosity cup at 70°F (21°C).

**2100 LV 2K Clear**

FOR PROFESSIONAL USE WITH SUITABLE HSE EQUIPMENT

Spray-Gun Set-Up**Spray-Gun Set-Up:**

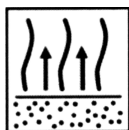
- 1.3 – 1.5mm HVLP Gravity
- 1.3 – 1.5mm Compliant

Application Air Pressure:

- HVLP – 10 psi (<0.7 bar) at cap maximum.
- Consult manufacturer specifications.

Application**Application**

- 2 x 1 Coats (2 single wet coats).
 - Flash dry between coats.

Flash Drying**Flash Between Coats at 70°F (21°C)**

- 10 – 15 minutes.

Flash at 70°F (21°C) Before Force Drying

- 10 minutes.

✓ Flash time is dependent on temperature and application.

Drying / Curing Time**Product Selection****At 70°F (21°C)
Dust Free****At 70°F (21°C)
Dry to Handle****At 140°F (60°C)
Dry to Handle**

- | Product Selection | At 70°F (21°C)
Dust Free | At 70°F (21°C)
Dry to Handle | At 140°F (60°C)
Dry to Handle |
|-----------------------------|-----------------------------|---------------------------------|----------------------------------|
| • 2100 LV 2K Clear (Fast) | – ≈30 minutes | – ≈12 hours | – ≈20 minutes |
| • 2100 LV 2K Clear (Medium) | – ≈45 minutes | – ≈18 hours | – ≈25 minutes |
| • 2100 LV 2K Clear (Slow) | – ≈60 minutes | – ≈24 hours | – ≈30 minutes |

- When baked, allow repair to cool down for approximately 1 hour before polishing.

Recoating**Recoatability**


- May be recoated after a full drying cycle.
 - After dry, the surface must be abraded before recoating.

VOC / Regulatory Information

Notice: Do not handle until the Safety Data Sheets have been read and understood. Regulations require that all employees be trained on Safety Data Sheets for all chemicals with which they come in contact. The manufacturer recommends the use of an air-supplied respirator when exposed to vapors or spray mist.

- The VOC content of 2100 LV 2K Clear in ready to use form is ≤ 2.1 lbs/gal (250 g/L)*

*Bay Area Air Quality Management District (BAAQMD) does not recognize methyl acetate as a VOC exempt solvent. Therefore, this clearcoat is not recommended for use in that district.

	North America	Technical Data Sheet
	2100 LV 2K Clear	Clearcoat
		10/16/2020
		Page 4 of 4
FOR PROFESSIONAL USE WITH SUITABLE HSE EQUIPMENT		

AkzoNobel Inc., North America
Address: 1845 Maxwell Street – Troy, MI USA
Telephone: 800.618.1010

FOR PROFESSIONAL USE WITH SUITABLE HSE EQUIPMENT

IMPORTANT NOTE The information in this data sheet is not intended to be exhaustive and is based on the present state of our knowledge and on current laws: any person using the product for any purpose other than that specifically recommended in the technical data sheet without first obtaining written confirmation from us as to the suitability of the product for the intended purpose does so at his own risk. It is always the responsibility of the user to take all necessary steps to fulfill the demands set out in the local rules and legislation. Always read the Safety Data Sheet and the Technical Data Sheet for this product if available. All advice we give or any statement made about the product by us (whether in this data sheet or otherwise) is correct to the best of our knowledge but we have no control over the quality or the condition of the substrate or the many factors affecting the use and application of the product. Therefore, unless we specifically agree in writing otherwise, we do not accept any liability whatsoever for the performance of the product or for any loss or damage arising out of the use of the product. All products supplied and technical advices given are subject to our standard terms and conditions of sale. You should request a copy of this document and review it carefully. The information contained in this data sheet is subject to modification from time to time in the light of experience and our policy of continuous development. It is the user's responsibility to verify that this data sheet is current prior to using the product.

Coatings brand names mentioned in this data sheet are trademarks of or are licensed to AkzoNobel.

Head Office

AkzoNobel Car Refinishes B.V., PO Box 3, 2170 BA Sassenheim, The Netherlands.